

Scaled data based on original data using
LM-79-08 Approved Method: Electrical and Photometric Measurements of Solid-
State Lighting Products

Test Report Prepared for
Cooper Lighting Solutions
(formerly Eaton)

Brand: McGRAW-EDISON

Report Number: P386105

Luminaire Tested: **GWC-SA1D-727-U-SL2**

Issue Date: 3/3/2020

Test Information

Test Method: LM-79-08
Report Number: P386105
TEST IS SCALED FROM IESNA LM-79-08 TEST DATA (G2-1903-205-20)
Test Lab: INNOVATION CENTER
Issue Date: 3/3/2020
Manufacturer: COOPER LIGHTING SOLUTIONS (FORMERLY EATON)
Product Line: MCGRAW-EDISON
Catalog Number: GWC-SA1D-727-U-SL2
Description: GALLEON WALL LUMINAIRE
(1) 70 CRI, 2700K, 1200mA LIGHTSQUARE WITH 16 LEDS AND TYPE II SPILL
LIGHT ELIMINATOR OPTICS
Light Source: -
Ballast/Driver: ELECTRONIC DRIVER

Summary

Lumens per Lamp: N/A
Luminaire Lumens: 6788 lumens
Efficiency: N/A
Efficacy: 101.3 lumens/watt
Luminous Opening: Rectangular (W 0.5' x L: 0.5' x H: 0')
IES Classification: Type III - Medium
BUG Rating: B1 - U0 - G2

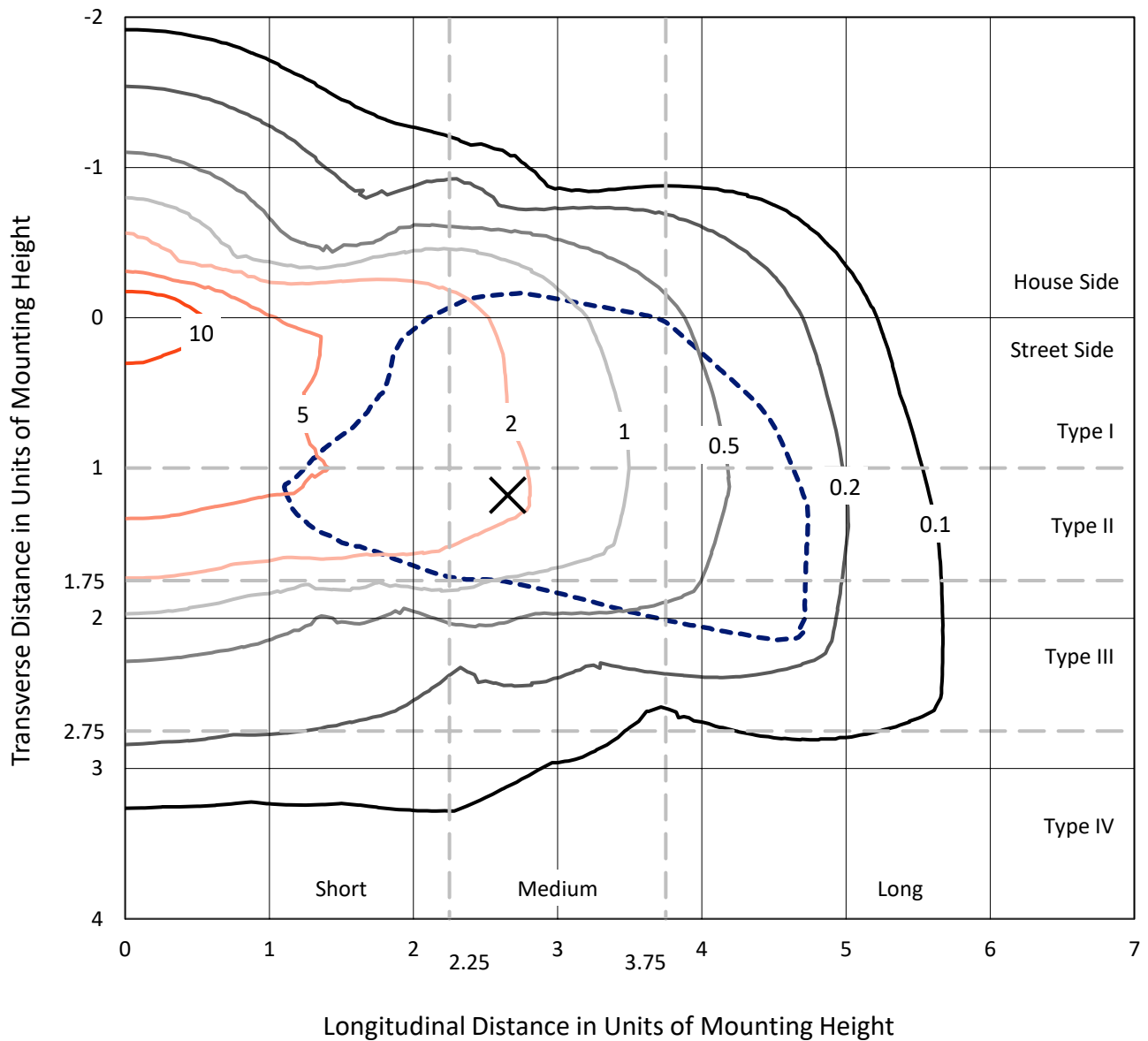
Input Watts (W): 67
Input Voltage (V): NR
Input Current (Ain): NR
Voltage Rise (V): NR
Power Factor: NR
Total Harmonic Distortion (THDi): NR
Frequency (hertz): 60
Stabilization Time: NR
Operation Time: NR
Ambient Temperature (°C): NR
Test Distance: 24 FT



REPORT NUMBER: P386105
 CATALOG NUMBER: GWC-SA1D-727-U-SL2

Iso-Footcandle Lines of Horizontal Illumination

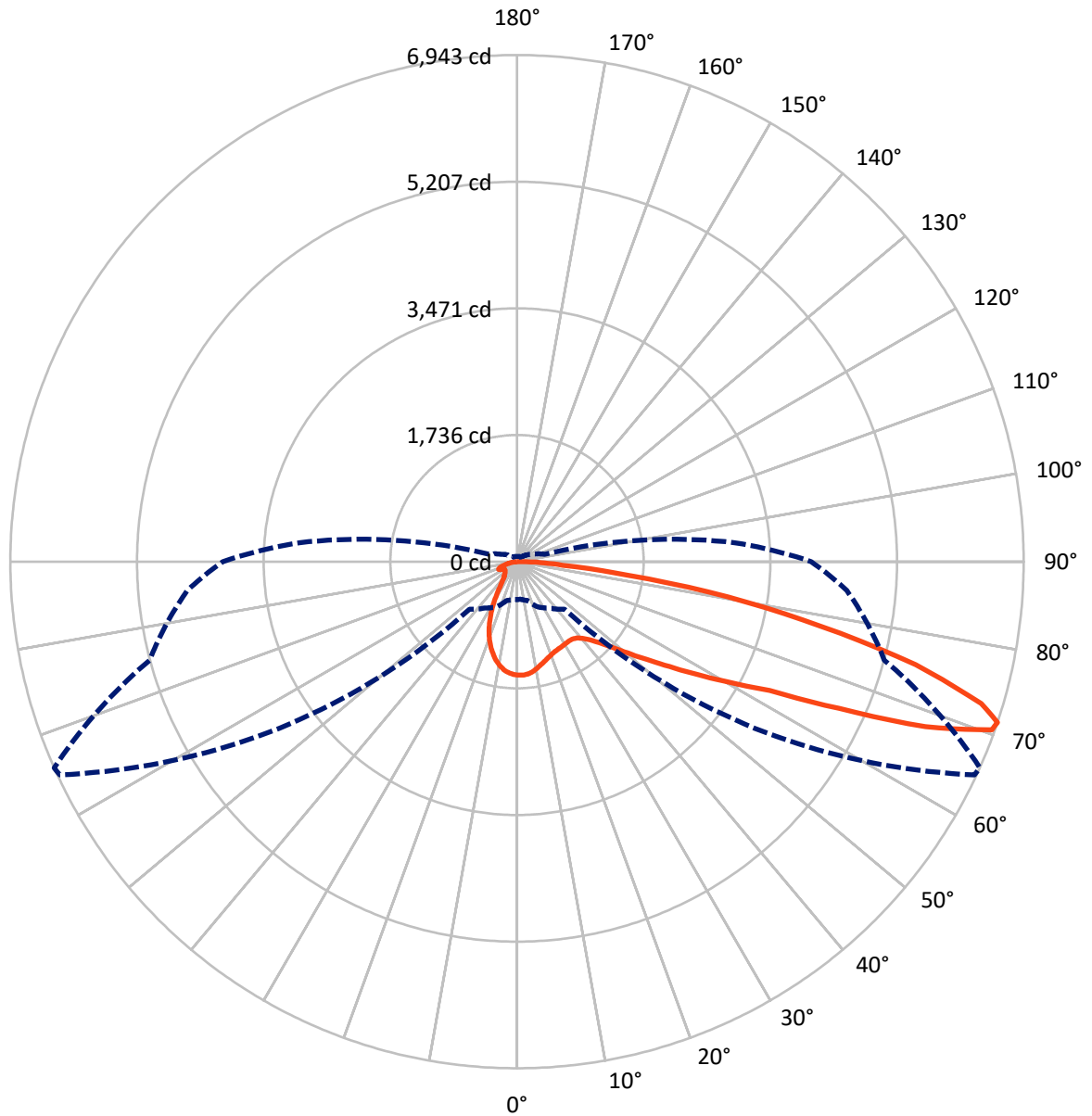
✕ Max cd
 - - - 1/2 Max cd



Based on 10 foot mounting height. Maximum calculated value = 15.6 fc
 Type III - Medium - N/A

REPORT NUMBER: P386105
CATALOG NUMBER: GWC-SA1D-727-U-SL2

Luminous Intensity Polar Plot



— Vertical Plane Through 66-Deg Lateral - - - Horizontal Cone Through 71-Deg Vertical

REPORT NUMBER: P386105

CATALOG NUMBER: GWC-SA1D-727-U-SL2

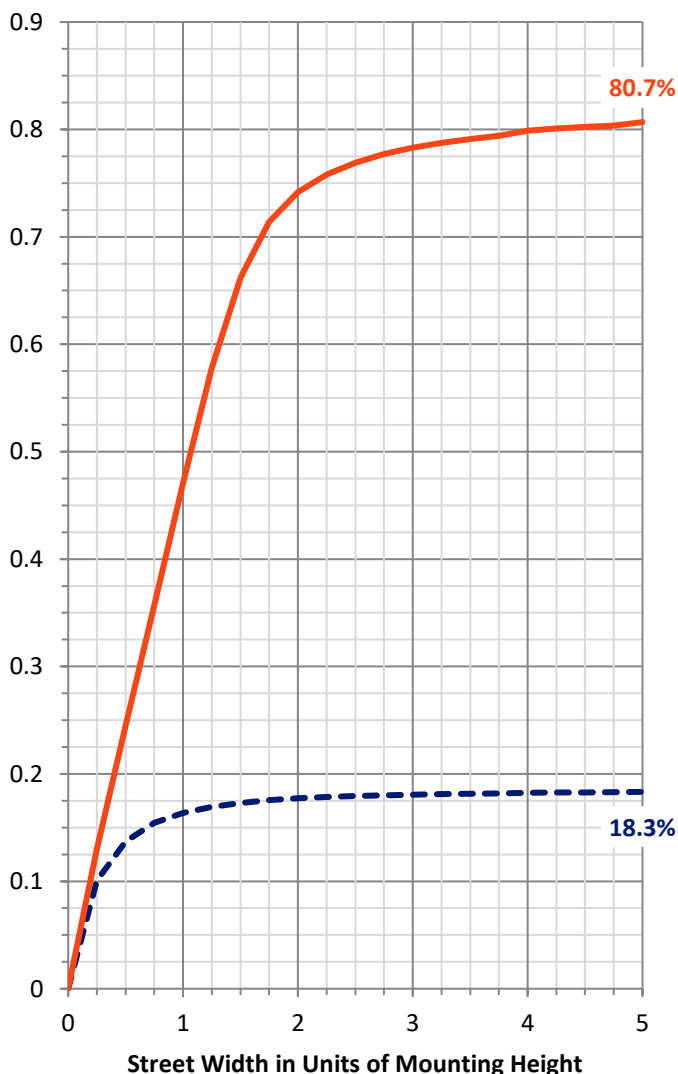
FLUX DISTRIBUTION:

		Downward	Upward	Total
House Side	Lumens	1258.0	0.0	1258.0
	% Fixture	18.5	0.0	18.5
Street Side	Lumens	5530.0	0.0	5530.0
	% Fixture	81.5	0.0	81.5
Total	Lumens	6788.0	0.0	6788.0
	% Fixture	100.0	0.0	100.0

ZONAL LUMENS:

Zone	Lumens	% Fixture
0°-10°	136.9	2.0
10°-20°	328.3	4.8
20°-30°	441.0	6.5
30°-40°	580.1	8.5
40°-50°	843.9	12.4
50°-60°	1318.2	19.4
60°-70°	1651.3	24.3
70°-80°	1259.6	18.6
80°-90°	228.7	3.4
90°-100°	0.0	0.0
100°-110°	0.0	0.0
110°-120°	0.0	0.0
120°-130°	0.0	0.0
130°-140°	0.0	0.0
140°-150°	0.0	0.0
150°-160°	0.0	0.0
160°-170°	0.0	0.0
170°-180°	0.0	0.0
0°-90°	6788.0	100.0
0°-180°	6788.0	100.0

Coefficient of Utilization



REPORT NUMBER: P386105

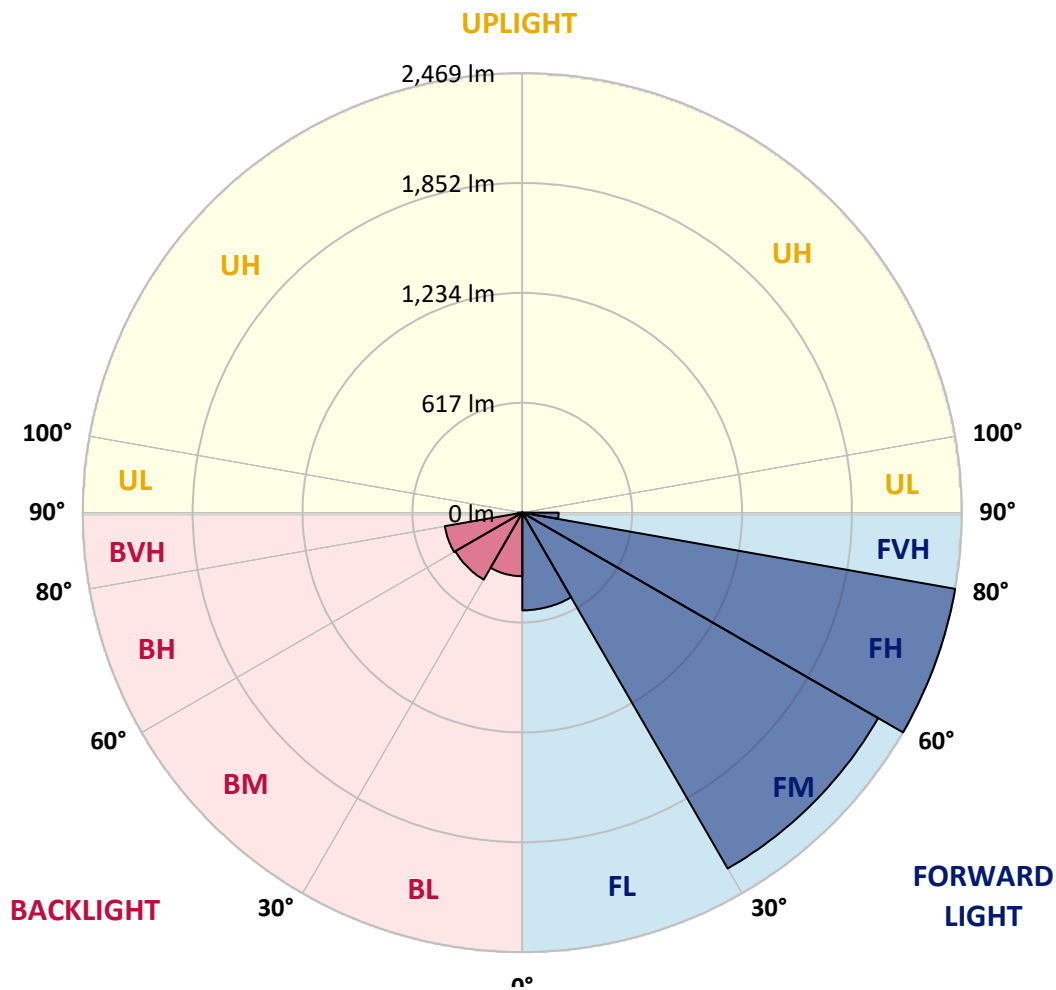
CATALOG NUMBER: GWC-SA1D-727-U-SL2

LUMINAIRE CLASSIFICATION SYSTEM LUMEN TABLE AND BUG RATING:

Zone	Lumens	% Fixture	Zone Rating/Lumen Limit		
			B	U	G
FL (0°-30°)	548.9	8.1			
FM (30°-60°)	2308.3	34.0			
FH (60°-80°)	2468.9	36.4			G2/5000
FVH (80°-90°)	204.0	3.0			G2/225
BL (0°-30°)	357.2	5.3	B1/500		
BM (30°-60°)	434.0	6.4	B1/1000		
BH (60°-80°)	442.0	6.5	B1/500		G1/500
BVH (80°-90°)	24.8	0.4			G1/100
UL (90°-100°)	0.0	0.0		U0/0	
UH (100°-180°)	0.0	0.0		U0/0	

BUG Rating: B1-U0-G2

Type III Medium





REPORT NUMBER: P386105
 CATALOG NUMBER: GWC-SA1D-727-U-SL2

CANDELA DISTRIBUTION (FULL):

	0°	5°	15°	25°	35°	45°	55°	65°	66°	75°	85°
0°	1555.0	1555.0	1555.0	1555.0	1555.0	1555.0	1555.0	1555.0	1555.0	1555.0	1555.0
2.5°	1526.2	1523.8	1530.9	1538.1	1540.9	1545.6	1552.7	1556.6	1556.4	1557.1	1554.8
5°	1424.9	1421.9	1435.9	1447.4	1469.5	1494.3	1524.5	1546.1	1546.6	1558.7	1562.0
7.5°	1329.1	1327.0	1343.1	1361.6	1387.2	1425.2	1474.1	1520.5	1523.4	1556.4	1567.9
10°	1252.2	1251.7	1267.4	1287.6	1317.4	1359.8	1416.0	1484.0	1488.2	1545.2	1568.8
12.5°	1192.2	1193.1	1206.7	1229.7	1261.1	1305.4	1366.3	1443.0	1449.8	1527.3	1563.4
15°	1147.9	1151.7	1162.7	1185.9	1216.8	1261.8	1324.4	1405.0	1415.3	1507.4	1560.4
17.5°	1122.6	1126.8	1134.6	1153.8	1182.8	1226.2	1285.5	1373.8	1383.2	1492.2	1560.6
20°	1115.1	1118.6	1123.1	1134.8	1159.4	1198.8	1254.8	1345.7	1355.8	1480.0	1563.0
22.5°	1129.9	1132.4	1132.9	1132.0	1147.0	1179.1	1232.5	1325.1	1335.9	1472.0	1564.6
25°	1161.5	1165.0	1162.4	1153.8	1148.8	1168.5	1221.0	1311.5	1322.3	1466.2	1561.3
27.5°	1209.1	1209.5	1207.4	1196.2	1173.0	1169.7	1217.5	1303.5	1313.8	1459.4	1554.5
30°	1273.8	1276.8	1273.1	1257.8	1219.9	1188.5	1221.7	1295.8	1305.2	1450.7	1543.5
32.5°	1349.5	1357.0	1356.7	1340.8	1286.4	1230.4	1239.1	1291.1	1298.4	1441.6	1530.2
35°	1428.0	1438.3	1457.5	1450.7	1383.4	1296.7	1272.4	1298.6	1303.5	1440.4	1520.8
37.5°	1509.5	1519.8	1559.5	1577.7	1499.0	1391.6	1324.9	1325.1	1327.4	1454.7	1520.1
40°	1594.8	1605.9	1665.4	1713.0	1648.7	1511.9	1409.5	1380.4	1377.8	1489.8	1533.9
42.5°	1714.4	1724.2	1795.7	1856.4	1814.9	1665.9	1526.4	1465.7	1460.3	1558.7	1578.2
45°	1865.5	1874.0	1949.9	2014.8	1993.5	1841.6	1673.4	1583.1	1582.2	1673.6	1668.0
47.5°	2045.3	2051.8	2120.0	2182.9	2190.6	2043.9	1858.0	1764.3	1749.1	1831.1	1806.9
50°	2232.5	2239.8	2286.2	2353.7	2411.1	2314.6	2095.7	1986.2	1965.8	2039.0	2003.8
52.5°	2356.5	2366.1	2406.4	2492.0	2659.1	2611.3	2376.7	2255.3	2224.3	2290.9	2263.9
55°	2301.2	2322.8	2384.4	2521.5	2857.4	3064.5	2723.3	2569.1	2534.2	2589.5	2573.5
57.5°	2049.7	2079.3	2163.4	2375.0	2885.2	3463.9	3247.3	2938.7	2914.1	2898.1	2905.4
60°	1590.2	1618.5	1722.8	1998.6	2691.0	3755.4	4036.0	3394.3	3358.7	3208.0	3214.5
62.5°	1125.4	1111.1	1182.6	1384.4	2186.6	3789.7	4933.3	4003.6	3886.4	3535.1	3506.3
65°	858.2	855.0	887.1	951.3	1324.4	3380.2	5467.9	5027.8	4844.8	3920.0	3852.0
67.5°	705.2	699.3	731.0	824.5	852.8	2180.7	5479.6	6216.0	6036.3	4399.0	4251.8
70°	579.8	573.3	602.8	723.5	788.2	1106.0	4611.8	6911.8	6902.2	5005.5	4553.7
71°	519.8	515.1	550.5	684.6	774.3	921.8	3981.8	6913.7	6942.5	5210.8	4535.9
72.5°	423.3	424.9	462.4	609.3	764.0	813.9	2926.5	6591.5	6652.4	5406.5	4373.9
75°	281.2	282.6	331.9	468.7	740.8	796.4	1608.4	5531.0	5643.0	5289.3	3991.2
77.5°	188.9	188.4	221.9	321.5	645.4	796.4	943.1	4136.7	4259.8	4208.7	3077.0
80°	130.1	129.1	152.8	221.9	488.6	806.0	729.1	2899.1	2936.3	2272.9	1250.6
82.5°	79.7	80.4	99.8	156.8	332.6	725.4	688.3	1580.8	1540.2	637.5	312.4
85°	45.7	45.5	63.7	106.2	213.5	612.2	671.2	680.4	624.1	191.9	113.0
87.5°	16.4	17.6	34.2	58.8	122.3	426.3	569.5	353.9	319.0	86.7	51.1
90°	0.0	0.0	0.0	0.0	0.0	0.0	0.0	0.0	0.0	0.0	0.0



REPORT NUMBER: P386105
 CATALOG NUMBER: GWC-SA1D-727-U-SL2

CANDELA DISTRIBUTION (continued):

	90°	95°	105°	115°	125°	135°	145°	155°	165°	175°	180°
0°	1555.0	1555.0	1555.0	1555.0	1555.0	1555.0	1555.0	1555.0	1555.0	1555.0	1555.0
2.5°	1553.1	1554.5	1552.9	1543.5	1535.5	1522.7	1515.4	1505.3	1502.3	1500.9	1504.6
5°	1559.0	1559.5	1545.6	1521.0	1493.4	1460.8	1437.3	1408.5	1394.9	1389.1	1392.8
7.5°	1564.4	1562.3	1532.0	1484.9	1433.8	1377.1	1326.7	1280.6	1253.6	1242.6	1243.5
10°	1565.1	1556.2	1507.7	1434.8	1355.6	1272.4	1195.0	1123.8	1078.8	1049.5	1058.4
12.5°	1557.8	1542.8	1471.8	1369.9	1259.9	1146.5	1042.0	935.1	870.9	841.1	842.1
15°	1552.2	1525.0	1427.7	1293.5	1145.8	995.6	852.8	727.2	658.8	628.3	614.0
17.5°	1547.5	1505.8	1376.6	1207.4	1011.0	820.5	649.0	536.9	499.4	490.5	486.8
20°	1540.9	1485.4	1319.7	1107.8	857.5	624.6	473.9	418.6	418.8	429.1	430.5
22.5°	1531.8	1462.2	1259.0	996.0	692.8	454.9	371.5	355.5	371.7	391.4	394.9
25°	1518.2	1434.8	1191.5	872.5	528.3	349.7	317.3	316.6	336.3	356.9	360.0
27.5°	1499.0	1398.9	1116.5	739.9	389.3	297.2	284.3	289.2	303.7	318.7	319.9
30°	1473.2	1357.2	1033.8	600.0	305.1	264.6	263.2	267.6	276.5	287.1	288.0
32.5°	1444.8	1314.8	945.4	464.5	261.3	247.0	248.4	250.5	254.8	259.0	259.9
35°	1419.1	1271.4	855.0	353.0	240.5	235.5	234.6	234.1	234.6	233.2	233.4
37.5°	1402.4	1235.6	760.7	281.0	228.5	225.5	222.6	219.1	215.1	212.8	213.3
40°	1396.3	1208.8	665.4	242.8	218.7	216.6	211.2	203.7	199.0	197.6	197.6
42.5°	1412.7	1195.0	573.3	223.6	210.5	206.9	198.0	189.4	185.8	185.6	185.4
45°	1462.9	1200.6	485.6	213.0	203.0	196.2	184.4	177.2	174.8	175.3	175.1
47.5°	1552.9	1236.0	410.6	206.0	195.5	186.6	173.4	167.6	164.8	164.8	165.0
50°	1705.9	1318.8	350.8	200.1	189.1	177.6	165.5	158.2	154.4	154.2	154.2
52.5°	1928.8	1466.9	313.6	195.2	182.1	169.7	157.5	148.4	143.9	143.0	142.5
55°	2208.2	1679.2	303.3	191.9	172.7	161.0	147.9	138.7	133.8	131.7	131.5
57.5°	2520.6	1937.5	323.7	188.0	163.1	150.7	137.3	128.7	123.5	120.9	120.7
60°	2836.7	2219.4	406.9	182.3	155.1	139.4	126.6	118.6	113.4	110.6	110.2
62.5°	3153.4	2516.6	576.8	181.9	149.5	128.7	115.5	108.7	103.8	100.8	100.1
65°	3510.5	2841.9	769.9	194.3	147.6	118.8	104.3	98.9	94.7	91.9	91.6
67.5°	3920.7	3209.1	751.4	219.8	154.0	109.9	93.7	89.5	86.5	84.1	83.9
70°	4113.1	3151.7	467.1	237.9	162.9	101.2	83.7	80.6	78.3	76.6	75.9
71°	4032.5	2992.6	391.6	235.8	161.9	97.5	79.7	77.3	75.0	73.6	72.9
72.5°	3812.6	2729.2	326.7	219.4	151.4	90.7	74.5	72.2	70.1	68.4	68.0
75°	3421.2	2437.4	261.5	175.3	120.7	76.6	65.4	62.8	61.2	60.2	59.3
77.5°	2515.0	1739.4	202.3	138.5	88.8	62.6	55.8	53.9	52.3	50.9	50.2
80°	963.5	673.8	136.2	103.4	65.2	49.5	45.0	44.1	42.4	41.5	41.5
82.5°	259.4	201.3	72.7	62.6	43.6	36.1	34.5	34.0	32.6	30.7	30.9
85°	105.0	88.8	40.8	34.5	26.7	21.3	23.2	23.4	21.8	19.5	19.7
87.5°	46.2	37.7	22.7	15.2	11.7	8.2	10.5	10.5	9.6	8.0	7.3
90°	0.0	0.0	0.0	0.0	0.0	0.0	0.0	0.0	0.0	0.0	0.0

Signify Classified - Internal
Cooper Lighting Solutions Photometric Lab
1121 Highway 74 South
Peachtree City, GA 30269

Scaled Data Report



Report Generated By 670245982

Signify Classified - Internal
Cooper Lighting Solutions Photometric Lab
1121 Highway 74 South
Peachtree City, GA 30269

Scaled Data Report



Signify Classified - Internal
Cooper Lighting Solutions Photometric Lab
1121 Highway 74 South
Peachtree City, GA 30269

Scaled Data Report



Signify Classified - Internal
Cooper Lighting Solutions Photometric Lab
1121 Highway 74 South
Peachtree City, GA 30269

Scaled Data Report



Signify Classified - Internal
Cooper Lighting Solutions Photometric Lab
1121 Highway 74 South
Peachtree City, GA 30269

Scaled Data Report



--- HS — SS

Signify Classified - Internal
Cooper Lighting Solutions Photometric Lab
1121 Highway 74 South
Peachtree City, GA 30269

Scaled Data Report



u

Signify Classified - Internal
Cooper Lighting Solutions Photometric Lab
1121 Highway 74 South
Peachtree City, GA 30269

Scaled Data Report



Signify Classified - Internal
Cooper Lighting Solutions Photometric Lab
1121 Highway 74 South
Peachtree City, GA 30269

Scaled Data Report



(END OF REPORT)